











Low Profile Water Trap Door Mat, Mat Guzzler™, 166

Product Images







Short Description

- High/low waffle pattern facilitates scraping and keeps moisture and debris away from foot traffic
- Raised rubber border on all 4 sides traps moisture and debris for easy removal
- Molded rubber cleats on the bottom of the mat grip underlying surfaces and minimize mat movement
- 26 ounces of tufted yarn per square yard for increased moisture retention, and easier cleaning
- Low profile to perform in narrow clearance doorways


Description

Guzzler™ is a rubber-backed entrance mat intended for use in medium to heavy traffic areas. The classic raised, crushproof waffle design of Guzzler™ aggressively scrapes and cleans, while the rubber-edged perimeter entraps dirt and moisture for superior water and soil control. Molded rubber “cleats” on the underside of the mat grip the underlying surface minimizing mat movement. Guzzler™ uses a stain and fade resistant fiber to keep colors sharp and the mat looking new.

Specifications

Model No	166
Available Colors	Brown; Burgundy; Charcoal; Hunter Green; Red/Black; Slate Blue
Overall Thickness	3/8
Standard sizes	2'x 3'; 3'x 4'; 3'x 5'; 3'x 10'; 4'x 6'; 4'x 8'; 4'x 10'; 6'x 8'
Group	Entrance Matting
Environment	Indoor
Recommended Use	For placement inside entrances in schools, universities, public buildings, sports facilities, shopping malls
Special Remarks	The molded rubber cleats that help keep the mat in place also elevates the mat allowing wet floors to dry underneath
Surface	Raised Waffle Patten
Edges	Rubber borders
Usage Intensity	Medium duty
Custom Description	Available in stock sizes. Available colors in burgundy, brown, slate blue, hunter green, charcoal, red/black.
Backing	Natural rubber
Process	Tufting
Pile Weight Oz	26
Weight Lbs/sqft	0.9
Fire Rating US	Pass
REACH Compliant	Reach compliant (Registration, Evaluation, Authorization and Restriction of Chemicals).
Dust Control Rating	Best
Water Retention Rating	Best
Crush Resistance Rating	Best
Function Appearance Rating	Best

Prop 65

 WARNING: This product can expose you to di-2-ethylhexyl phthalate which is known to the State of California to cause cancer, birth defects or reproductive harm. For more information, visit www.P65Warnings.ca.gov. For more information, visit www.P65Warnings.ca.gov.

Product Options

Color:	Brown
	Burgundy
	Charcoal
	Hunter Green
	Red/Black
Dimensions:	Slate Blue
	2ft x 3ft
	3' X 10'
	3ft x 10ft
	3ft x 4ft
	3ft x 5ft
	4' X 8'
	4' X 10'
	4ft x 10ft
	4ft x 6ft
	4ft x 8ft