







# Modular Entrance Mat Masterflex™ Heel-Proof 692

## Product Images





## Short Description

---

- Resilient natural rubber compound to remain flexible while withstanding extreme cold
- Outdoor or indoor – heavy foot traffic
- Octagonal ring design with open construction channels water and debris away from walking surface
- Suitable for use in extreme weather
- Tiny drainage holes diameter 3mm, specially designed for high-heels
- Designed for pedestrian traffic. Not suitable for carts with extremely heavy loads

## Description

---

MasterFlex™ Heel-Proof is an open construction with small octagonal ring design for drainage that even high heels can walk across with ease. The design blends the functionalities of a multi-zone entrance matting system with the ease of on-site modular installation into an effective matting solution. This full-service matting system offers a smooth and harmonious transition from outdoor to indoor. Offering all the benefits of a matting tile; it is easily installed, rearranged or replaced. What makes it revolutionary is the interlocking system that creates a durable and seamless connection that can be effortlessly installed without glue. The tiles cover sizeable areas easily and can be assembled on-site for installation in recessed frames in large entrances. MasterFlex™ Heel-Proof is made from a durable natural rubber compound that is inherently resilient, anti-slip and withstands the heaviest foot traffic. The mat has excellent adherence and adapts to any surface while the raised studs underneath allow water to drain through, keeping the surface clean and dry. Its smooth surface makes it suitable for wheeled access including: carts, wheelchairs, suitcases, etc.

## Specifications

---

Model No	692
Brand	NoTrax
Available Colors	Black
Overall Thickness	1/2
Standard sizes	20"x 20"
Group	Entrance Matting
Environment	Indoor/Outdoor
Special Characteristics	Free of DOP, free of DMF, free of ozone depleting substances, free of silicone and free of heavy metals   Suitable for use in extreme weather
Recommended Use	For placement in interior or exterior recessed matwell frames
Special Remarks	Be sure to check door clearance. Works with high heels
Edges	Attachable beveled edges are available
Usage Intensity	Heavy traffic
Material Specifications	Natural rubber
Surface Detail	Octagonal Grooved Design with Tiny Integrated Holes
Process	Compression Molding
Weight Lbs/sqft	1.98
Fire Rating US	Pass
REACH Compliant	Reach compliant (Registration, Evaluation, Authorization and Restriction of Chemicals).
Dust Control Rating	Best
Crush Resistance Rating	Superior
Scraping Performance Rating	Best

---

Dimensions:

20in x 20in

Unit of Measure:

CS

EA

## Product Options